

Key Components of the Clean Air BRAHM™ Series




- **Filters:** flame retardant cartridge filters capture the smoke or dust particles cleaning it to well below OSHA and international air quality standards.

- **Construction:** Constructed of heavy duty 10 and 12 gauge steel, the body of the collector is designed to hold up to the rigours of a 24/7 manufacturing facility. Internal noise abatement added to dampen noise. Weatherproofing options can be added.


- **Hopper:** (Optional) The hopper attaches to the bottom of the unit and funnels the filtered particles to an easy to clean dust bin.

- **VFD:** (Optional) Designed to provide you with a "soft start" feature and motor speed controller, the VFD slowly starts the motor upon start up and only uses the power needed for proper filtration.

- **Dust Bin:** (Optional) Filtered particles are funnelled down to the dust bin, allowing for easy removal of the dust and smoke particles.



- **Quick Connects:** "Plug and Play" setup requires no expertise for installation or connections.



- **Motor/Blower:** Direct drive motor and blowers are used to decrease the amount of wear and tear on the parts and decrease energy and maintenance costs.

- **Stand:** (Optional) Legs allow the unit to be placed off the floor providing a storage area or for the unit to be placed above an existing unit.