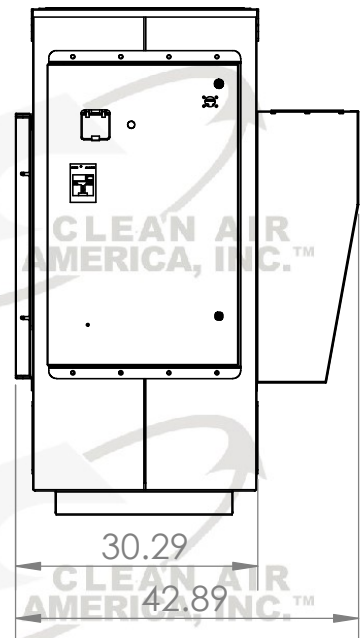
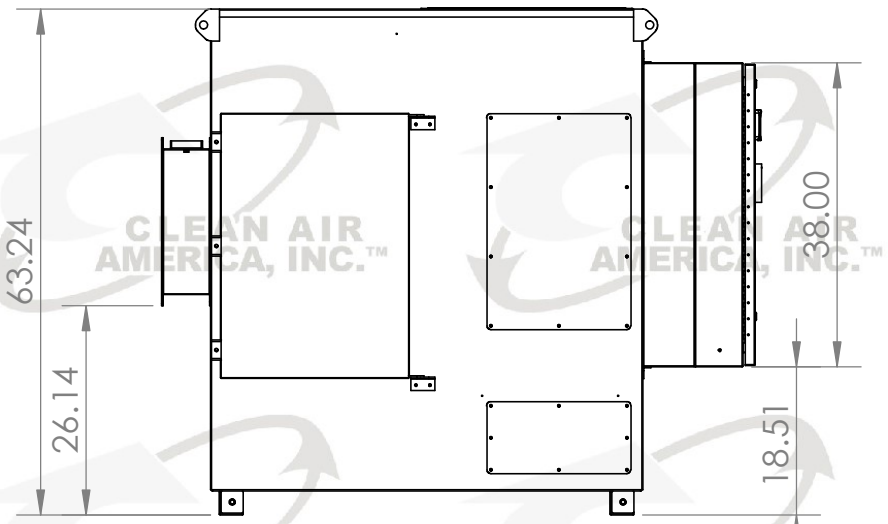
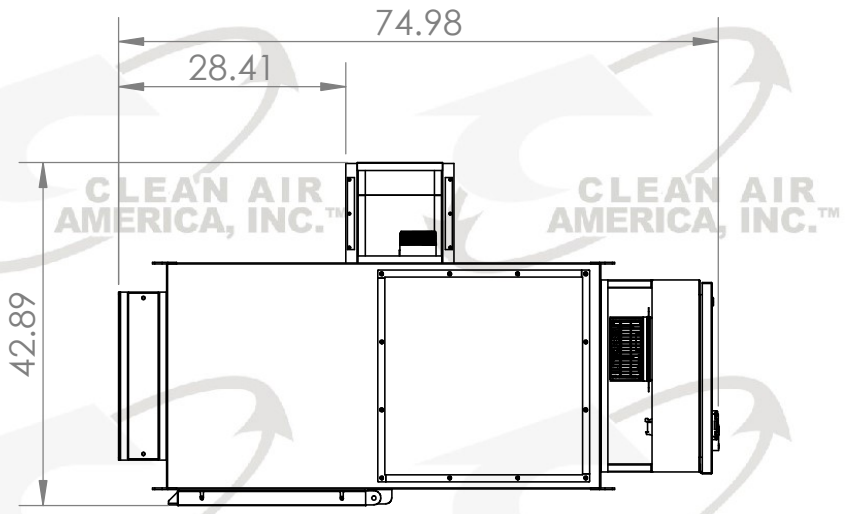


8 7 6 5 4 3 2 1

D  
C  
B  
A



THE INFORMATION CONTAINED IN THIS DOCUMENT IS THE SOLE PROPERTY OF CLEAN AIR AMERICA, INC. AND MUST BE RETURNED UPON REQUEST. ANY REPRODUCTION OF THIS DOCUMENT, IN WHOLE OR PART, WITHOUT THE WRITTEN PERMISSION OF CLEAN AIR AMERICA, INC. IS STRICTLY PROHIBITED.  
CAD GENERATED DRAWING. DO NOT MANUALLY UPDATE. DO NOT SCALE DRAWING.

UNLESS OTHERWISE SPECIFIED:  
**ALL BENDS ARE 90°**  
DIMENSIONS ARE IN:  
**MILLIMETERS AND INCHES**  
TOLERANCES ARE:  
FRACTIONS ±1/32 DECIMALS .XX ±.03 ANGLES .X ±1°  
XXX ±.015

ITEM NO.	<b>42255</b>			DESCRIPTION	<b>HiVac, 1 Filter, Top Assembly</b>			QTY per BUILD	1
STATION 1	Weld	STATION 3	----	MATERIAL	-- Gage		CAD FILE:	42255 HiVac, 1 Filter, Top Assembly	
STATION 2	----	STATION 4	----	PART SIZE	--X--		WEIGHT	lbs	

DRAWN BY	BrookeH	Thursday, July 29, 2021 8:57:02 AM	REVISED BY	Brooke	Thursday, July 29, 2021 9:33:18 AM	SHEET SIZE	A	SCALE	1:24
REV.	PRE		SHEET	1	OF	2			

8 7 6 5 4 3 2 1